

# Session Description

## Finding your Focus: Leveraging Local & State Data

- This session will help members understand how to use data to support the best policy, program, and practice decisions. Most importantly, we will consider how to discuss our ‘focal points’ when engaging stakeholders. Board members will develop their understanding and skills regarding the different data they may encounter including surveys, walk-throughs, and assessment results.



---

**COLORADO**  
Department of Education

---

# **Finding your Focus: Leveraging Local & State Data**

**CASB Annual Convention**  
**December 8, 2023**

# What does data mean to you?



## Go to the poster that you identify with data



# Model for Data Types

Data Type	Performance	Demographic	Process	Perception
<i>Definition</i>	<i>Outcomes of the system</i>	<i>Describes groups in the system</i>	<i>What is happening in the system</i>	<i>What stakeholders think or believe about the system</i>
Examples	<ul style="list-style-type: none"> <li>●CMAS (ELA, Math)</li> <li>●Local Interim (NWEA, Star)</li> <li>●Early Literacy (DIBELS)</li> <li>●Graduation</li> <li>●Unit Assessments</li> <li>●Attendance</li> <li>●Capstone Performance</li> <li>●Matriculation</li> </ul>	<ul style="list-style-type: none"> <li>●AP/IB Participation</li> <li>●CTE Participants</li> <li>●Habitually Truant</li> <li>●Learning Needs (English Learner, Students on IEP, etc.)</li> </ul>	<ul style="list-style-type: none"> <li>●Enrollment Practices</li> <li>●Staffing patterns</li> <li>●Course Offerings</li> <li>●Early Childhood Education Offerings</li> </ul>	<ul style="list-style-type: none"> <li>●Student Engagement Survey</li> <li>●Working Conditions (TLCC)</li> <li>●Family Surveys</li> <li>●District Partner Surveys</li> </ul>



# Conversation Questions



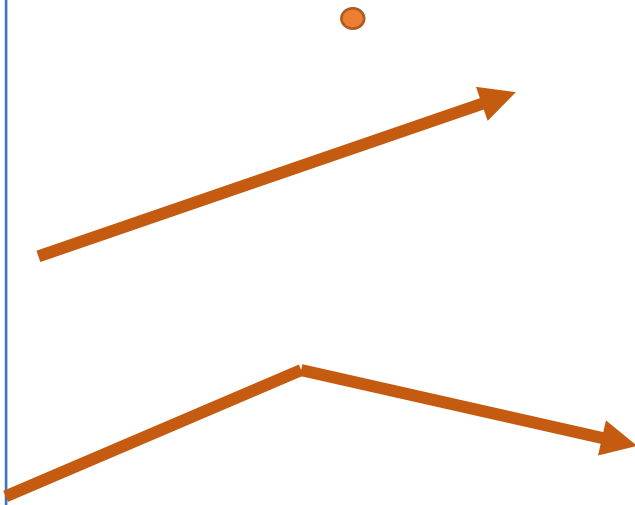
- What data types are you most comfortable with? Why?
- What other data sources would you add to the list of examples?
- Is some data better than other data? Does the use of the data matter?



# Making Interpretations

# Making Interpretations: Analysis Basics

- Direction



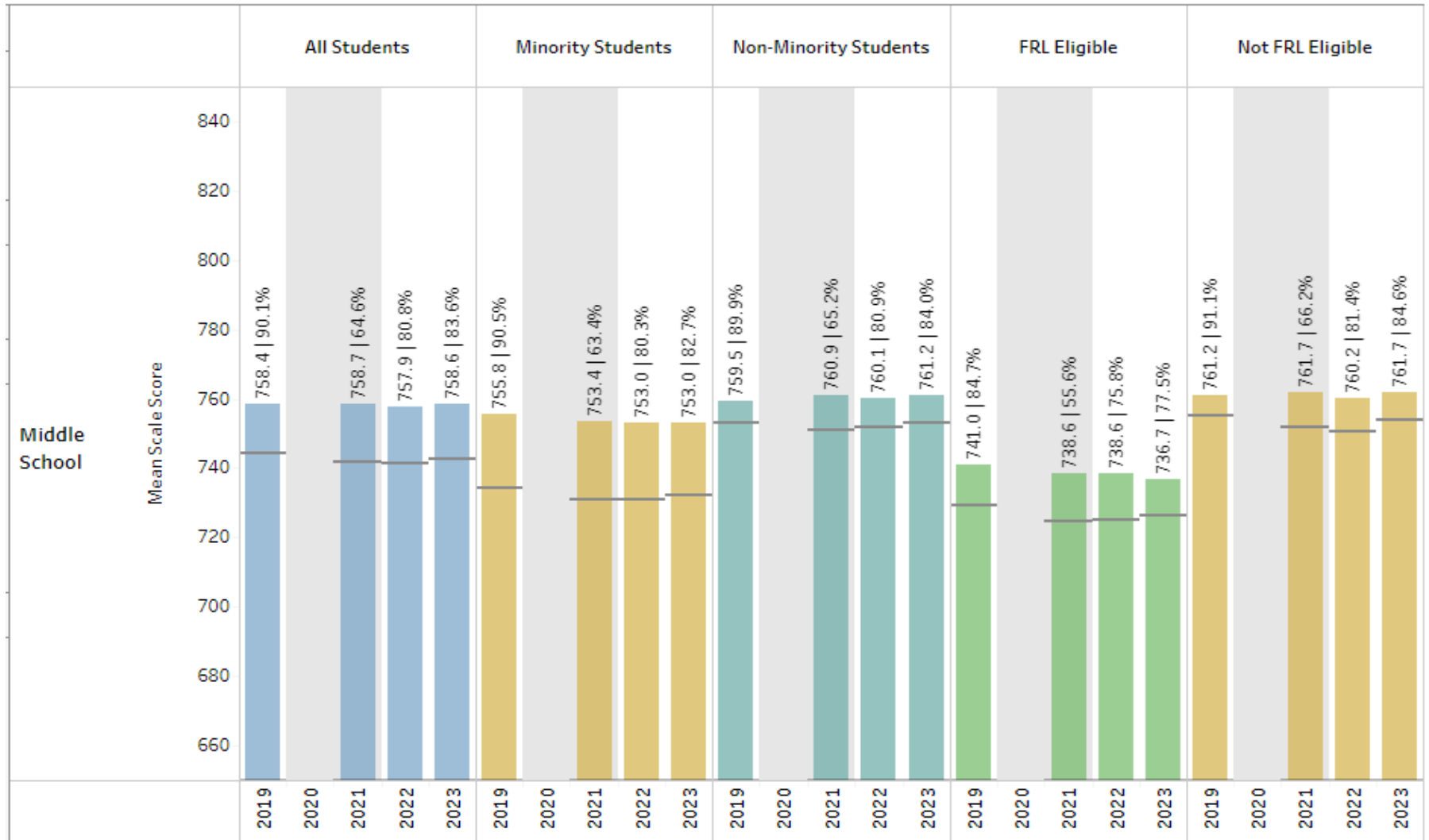
- Comparison

- State Average
- National Average
- Peer Districts
- 75<sup>th</sup> Percentile of Schools

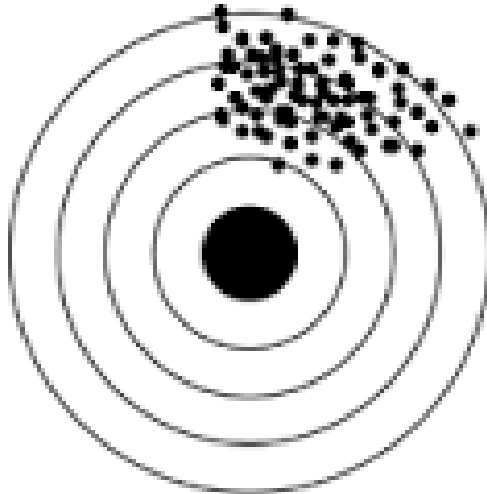


# Making Interpretations: Sample Visual

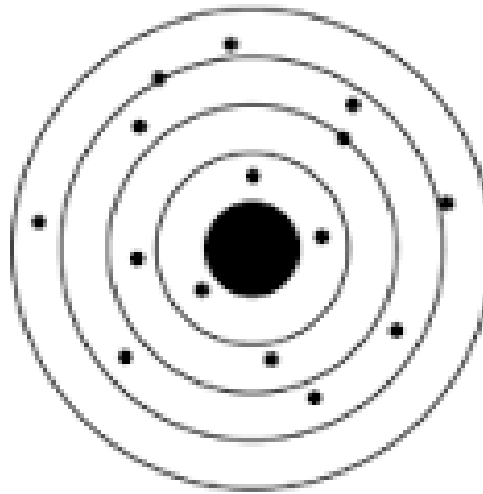
CMAS - English Language Arts



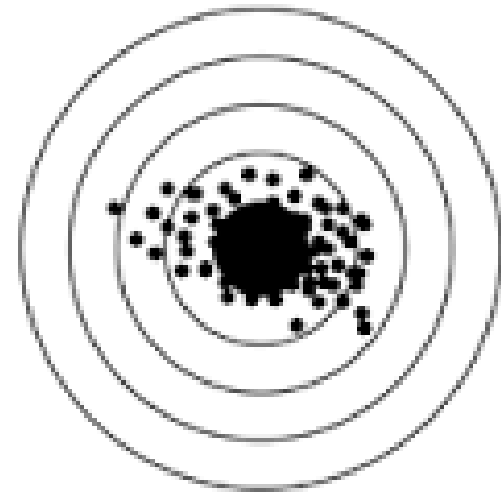
# Making Interpretations: Validity & Reliability




Reliable but Not Valid



Valid but Not Reliable



Valid and Reliable



- **Reliability:** consistency of a measure (the results can be reproduced under the same conditions)
- **Validity:** accuracy of a measure (the results represent what they are supposed to measure)

–Reliability is a precursor for Validity!

# Applications of Data Use

# Focus of Board Work

## Use of Data in a School/District

<u>Governance</u>	<u>Operations</u>
Ownership/Community Engagement	Facilities
District Ends/Goals	Personnel
Monitoring Programmatic Success	School Climate
Strategic Planning	Improvement Plans
CEO Evaluation	Working Conditions
Compliance w/Legal Requirements	Equity



# Applications of Data Use for the Board of Education

<u>Use of Data in a School/District</u>		
<u>Governance</u>	<u>Purpose of Data</u>	<u>Data</u>
Ownership/Community Engagement	Establish policy & monitor community needs	Surveys, focus groups, community forums
District Ends/Goals	Ensure district level outcomes/goals are being met	Data linked to the target outcomes that are identified via policy or other means
CEO Evaluation	Determine Executive Performance	Data linked to the target outcomes that are identified via policy or other means

**GET ALL THE DATA YOU CAN**


**WE'LL THINK OF A USE FOR IT LATER**

imgflip.com

# Now What?

# Big Ideas For Bringing it all Together

- Consider different types of data
- Data based decision making
- Making strong inferences
- Applying learning to your role as a board member





# Taking it back

- Where are you most wanting to strengthen the use of data in your board role?
- What data might you use to support the areas you want to strengthen?
- What do you need to learn more about?
- Share out with a partner.

**KNOWLEDGE IS KEY  
BUT APPLICATION  
IS THE DOOR.**

SEVAN BOMAR



# Resources & Contacts



# Accountability | Improvement Planning

- Please contact our office for support and technical assistance

We can provide **personalized assistance** for your **school and district accountability and support needs** regarding:

- ❖ School and District Performance Frameworks
- ❖ Request to Reconsider Process
- ❖ Alternative Education Campuses
- ❖ Student Achievement and Growth
- ❖ Data Literacy and Interpretation
- ❖ Improvement Planning
- ❖ School Board Governance

✓ [http://www.cde.state.co.us/uip/uip\\_training](http://www.cde.state.co.us/uip/uip_training)

✓ Contact Us:

- Erin Loften
  - [loften\\_e@cde.state.co.us](mailto:loften_e@cde.state.co.us)
- Dan Jorgensen, PhD
  - [Jorgensen\\_D@cde.state.co.us](mailto:Jorgensen_D@cde.state.co.us)



# Related Resources

- **SchoolView, CDE Data Tools/Resources:**  
<https://www.cde.state.co.us/schoolview>
- **District and School Dashboards Tools:** <https://www.cde.state.co.us/district-school-dashboard>
- **Colorado Educational Accountability: An overview for Boards of Education.**  
Resource to be posted at: [https://www.cde.state.co.us/uip/uip\\_general\\_resources](https://www.cde.state.co.us/uip/uip_general_resources)
- **Unified Improvement Plans: The role of the School Board in plan development and adoption. Resource to be posted at:**  
[https://www.cde.state.co.us/uip/uip\\_general\\_resources](https://www.cde.state.co.us/uip/uip_general_resources)
- **Facilitated Board Training for School Improvement, EASI board service.**  
<https://www.cde.state.co.us/fedprograms/facilitatedboardtraining>

# Other CDE Conference Sessions

- **Designing Stakeholder Engagement to Drive Effective Board Governance.** Saturday, 1:20-2:30, West AB

